



XFL Flexible Linear LED

COB Tunable White

Xicato designs and delivers one of the broadest portfolio spot and linear light sources and electronics that enable architects, designers and building managers to create beautiful, smart spaces in which people love to live and work. With thousands of installations around the globe, Xicato continues to be a leading supplier of high quality lighting solutions. Xicato is defining the future of intelligent light sources by integrating electronics, software and connectivity. Founded in 2007, Xicato's headquarters is based in Silicon Valley and the company has offices in China, Europe and the US.

xicato.com

DRY
LOCATION

DC
ONLY

XFL Flexible Linear LED

COB Tunable White

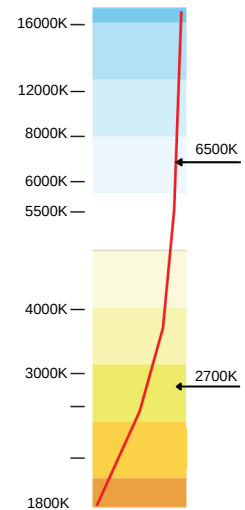


IP 20



Features and Benefits

- COB technology enables dot-free seamless linear lighting, eliminating LED pixelation spots and LED pixelation
- Uniform line of light that can be installed anywhere with strong 3M adhesive and even without channel extrusion
- Wide CCT range from 2700K to 6500K allows flexible coverage to meet different needs of the day.
- 24V input for easy operation while compatible with any 2-channel driver
- Pair with smart control such as Xmesh to enable automated dynamic color tuning
- Available in spools or as custom finished tape (XFT) cut to a specific length with soldered lead wires



XFL SKU Builder / Ordering Part Number

ModelNumberisbuilt as follows: XFL-AA-BBCC-DDD-EE-FF/GGJJ The (applicable to all order codes listed below)
orderable Xicato part numbers are built as follows:

Spools: XFL-AA-BBCC-DDDEE-FF/GGJJ-HHHHH

Custom Tape: XFT-AA-BBCC-DDDEE-FF/GGJJ

XFL	--	CTW	--	24	4.3	--	608	20	--	27/65	90	--	SP005
	--	CTW	--	24	4.3	--	608	20	--	2700-6500K	90	--	
Product		Collection		Voltage	Watts/foot*		LEDs/meter	IP Rating		CCT	CRI		Spool Length (m)**
XFL (Spools)													5
XFT (Custom)													Blank*** (XFTcustomtape)

* 1Watt/foot = 3.28 Watts/meter

** 5m Spool Length = 16.4 feet

*** This field is left blank for XFT order codes. Contact your Xicato Sales Representative to define the specific custom configuration for LED tape and soldered lead wires.
The detailed configuration description will be provided with the quote and order confirmation

XFT Custom Tape Options

Contact your Xicato Sales representative to define and order your specific custom configuration

LED Tape

	LED Tape Cut to Length
Length	Min: 1.04" (26.3mm) Max: Max run length (page 4) Available in increments of cuttable length (page 4)

Input Lead Wire

	20 AWG UL2464 Lead Wire Only
Length	Min: 3" Max: 96" Available in 1" increments
Jacket Color	Black or White

Optional Output Lead Wire

	20 AWG UL2464 Lead Wire Only
Length	Min: 3" Max: 96" Available in 1" increments
Jacket Color	Black or White

Specifications for COB Tunable White 2700K-65000K

General Specifications

Color	Beam Angle	CRI	Voltage	IP Rating	Minimum Cuttable Length	LEDs/m	Profile	Standard Spool Length m (ft)	Operating Temperature	Storage Temperature
WW+CW	135°	90	24VDC	20	26.3mm (1.04")	608	10mm (0.39")	5 (16.4)	-20°C to 60°C	-20~ +70°C

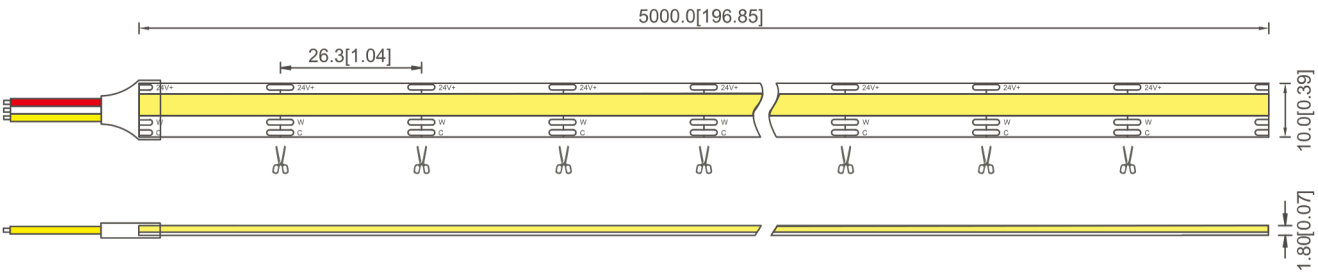
Typical Performance

Model Number	CCT	Power		Flux Output		Efficacy	Max Run	
		W/m	W/ft	lm/m	lm/ft	lm/W	m	ft
XFL-CTW-244.3-60820-27/6590	WW @ 2700K	7	2.13	560	170.7	80	4	13.12
	CW @ 6500K	7	2.13	700	213.3	100		
	WW + CW	14	4.26	1260	384.0	90		

Note:

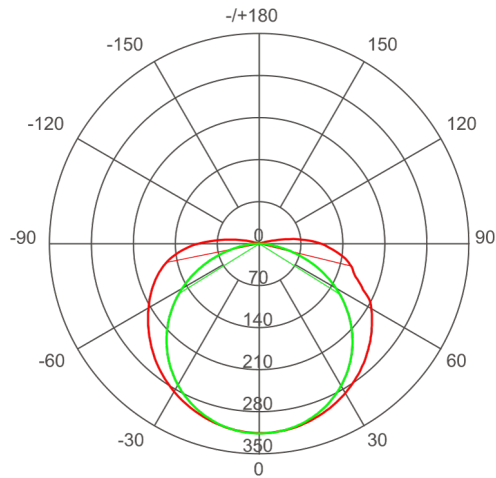
- 1. Test environment temperature : 25±2°C.
- 2. Values above represent typical performance.
- 3. Luminous flux is tested at each CCT.
- 4. Luminous efficiency is a measured value.
- 5. Max run length is in reference to a single feed.
- 6. Max run length refers to operating length at UL class II @100W, 24V.
- 7. The luminous flux and power are listed within ±10%.

Profile Drawing



Units: mm [inches]

Polar Luminous Intensity Diagram




AVERAGE BEAM ANGLE(50%): 135.6°

Unit: cd

— C0/180,155.0°

— C90/270,116.2°

Illuminance Cone Diagram

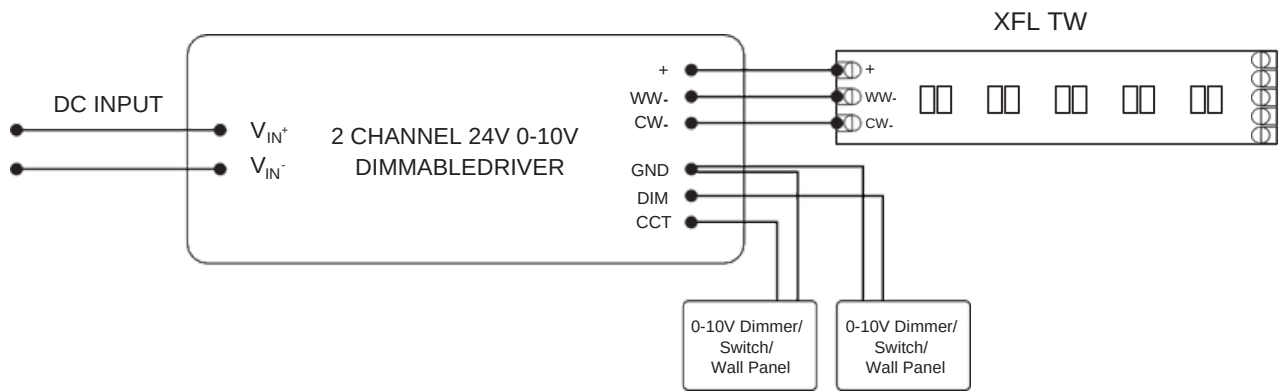


Note: The curves indicate the illuminated area and the average illumination when the luminaire is at different distance.

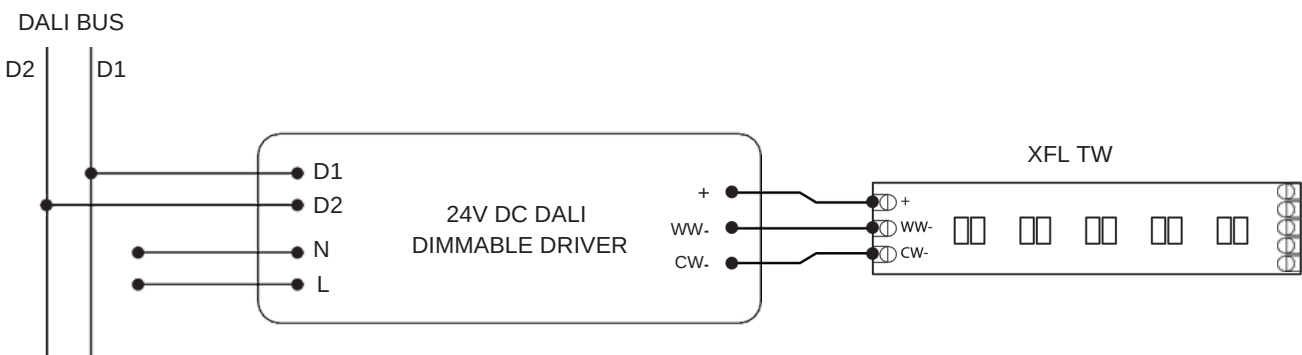
Bending Radius: Rmin = 30mm



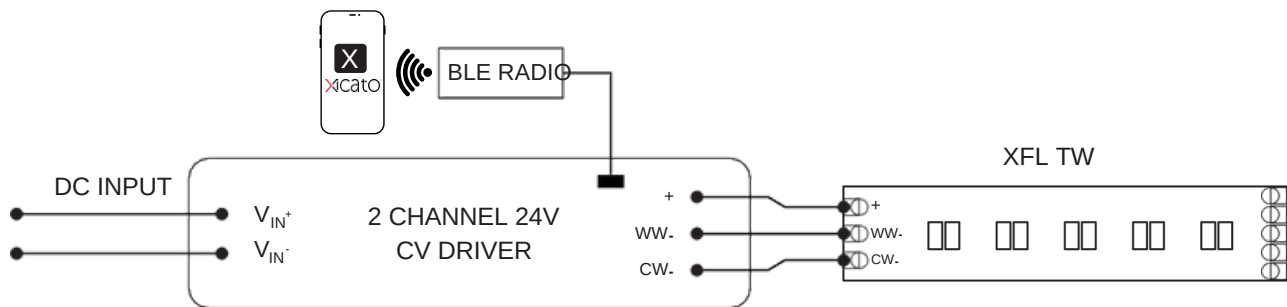
0-10V Wiring Diagram



DALI Wiring Diagram

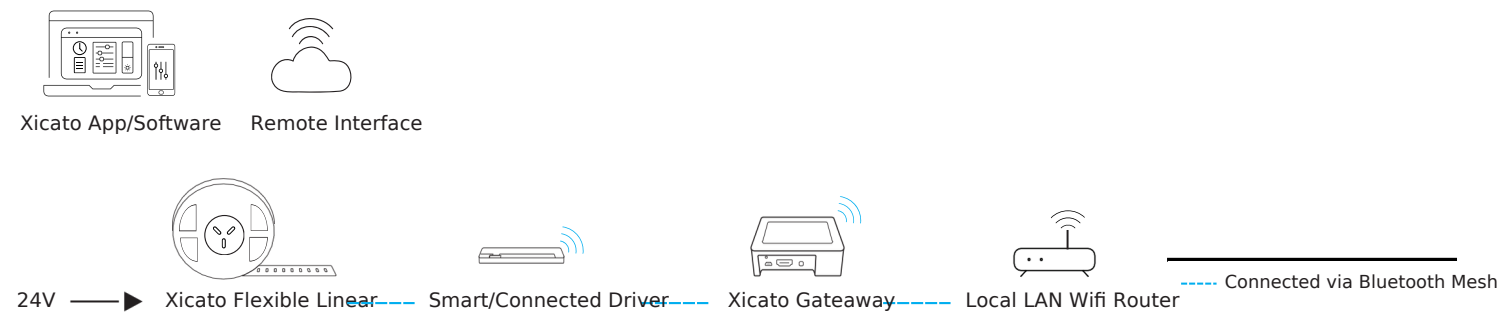


Wired + Wireless Wiring Diagram



Xicato Controls and Integration

The XFL Portfolio is part of Xicato's comprehensive end-to-end systems, energizing environments through brilliant lighting and Smart Controls.



Connectors

For a complete list of connectors, please visit xicato.com/xfl.

Aluminum Channels

For a complete list of commonly used profiles with this product, please visit xicato.com/xfl.

Installation

Affix with 3M self adhesive tape. 3M tape is included with XFL.

Visit xicato.com/resources to download XFL Flexible Linear LED Installation Instructions for Dry Location Linear Lighting.

Warning

- 1. This product should be installed and serviced in accordance with local and national electrical code regulations by a qualified, licensed electrician. If you are unclear as to how to install & wire this product, contact a qualified professional.
- 2. Tape light should only be powered by a UL Listed Class 2 DC 24V power supply.
- 3. Always disconnect the power supply before cutting or connecting tape light. Never attempt any work before shutting off the electricity.
- 4. Do not exceed maximum tape light run length. Series connections must be within the maximum run length.
- 5. LED tape light is designed to be cut at designated cut points only. Cutting anywhere other than the cut points will result in damage to the tape light.
- 6. Do not stare directly into LED lights when illuminated.
- 7. Do not power LED tape while coiled on reel.
- 8. Adhere tape to a clean, dry mounting surface free of oils, silicones and dirt particles. If surface is electrically conductive, isolation between soldering points and mounting surface is necessary.
- 9. Do not install LED tape in a location with direct exposure to the sun or where the ambient temperature is outside the listed temperature range of the product.
- 10. Prior to installation, verify all components (LED tape, driver, control, & accessories) are compatible. Configure and pretest your LED system prior to installation to ensure all components are operating correctly.
- 11. Unused product should be properly placed and stored in an anti static bag.
- 12. Failure to follow safety warnings, and installation instructions will void the warranty for this product.

Consumer Acknowledgment

Xicato, Inc. stands behind its products when they are used in accordance with our specifications. When purchasing Xicato products, the customer agrees and acknowledges that design, configuration and installation are complex processes not managed by Xicato, and minor changes or errors in layout and infield adjustments may have a significant impact. Choosing correct components is critical. Xicato will work with the original purchaser to make product selections to the extent of the limited information that the customer provides, but Xicato cannot design a system that anticipates all unknown factors. For this reason, our Warranty does not cover problems caused by improper design, configuration or installation issues. Xicato strongly recommends that licensed professionals be used in the design and installation of any lighting systems with Xicato products. The specifications include important information that should be reviewed and followed.

Please read our full Terms and Conditions to understand what is covered by Xicato’s official warranty.

Regulatory Information

Electrical Safety & Handling

CE	IEC 62031:2008
UL	UL 8750

Warranty

Warranty Duration	5 year
-------------------	--------





Xicato Global Headquarters

102 Cooper Court
Los Gatos, CA 95032

Contact Us

Tel: +1 866 223 8395
info@xicato.com

For the most up-to-date data sheet, please visit xicato.com/resources.

2022 Xicato, Inc. Product specifications are subject to change without notice. Xicato and the Xicato stylized logo design are registered trademarks of Xicato.