



## **XFL Flexible Linear LED** **COB RGBW 4-Channel**

Xicato designs and delivers one of the broadest portfolio spot and linear light sources and electronics that enable architects, designers and building managers to create beautiful, smart spaces in which people love to live and work. With thousands of installations around the globe, Xicato continues to be a leading supplier of high quality lighting solutions. Xicato is defining the future of intelligent light sources by integrating electronics, software and connectivity. Founded in 2007, Xicato's headquarters is based in Silicon Valley and the company has offices in China, Europe and the US.

[xicato.com](http://xicato.com)

**DRY**  
LOCATION

**DC**  
ONLY

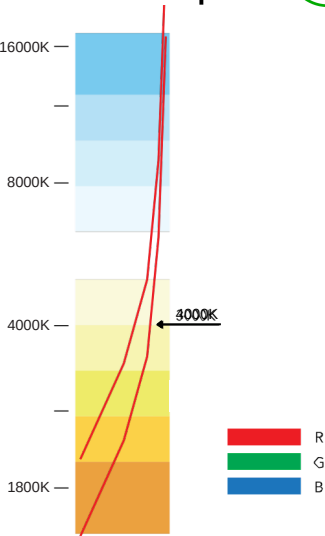
# XFL Flexible Linear LED

## COB RGBW



### Features and Benefits

- COB technology enables dot-free seamless linear lighting eliminating LED pixelation
- Dynamic illumination effects with saturated colors, hues and white light at 4000K
- Uniform line of light that can be mounted anywhere with strong 3M adhesive and even without channel extrusion
- Install anywhere without fear of overheating with its excellent heat dissipation properties
- Standard 24V input for easy compatibility and operation
- Advanced on-board circuitry for simple installation with any 4-channel driver
- Available in spools or as custom finished tape (XFT) cut to a specific length with soldered lead wires



### XFL SKU Builder / Ordering Part Number

Model Number is built as follows: XFL-AA-BBCC-DDD-EE-FFGG (applicable to all order codes listed below)

The orderable Xicato part numbers are built as follows:

Spools: XFL-AA-BBCC-DDDEE-FFGG-HHHHH  
Custom Tape: XFT-AA-BBCC-DDDEE-FFGG

XFL	--	RGBW	--	24	4.9	--	896	20	--	40	90	--	SP005
	--	CRGBW	--	24	4.9	--	896	20	--	40	90	--	
Product		Collection		Voltage	Watts/foot*		LEDs/meter	IP Rating		CCT	CRI		Spool Length (m)**
XFL (Spools)													5
XFT (Custom)													Blank*** (XFTcustomtape)

\* 1Watt/foot = 3.28 Watts/meter  
\*\* 5m Spool Length = 16.4 feet  
\*\*\* This field is left blank for XFT order codes. Contact your Xicato Sales Representative to define the specific custom configuration for LED tape and soldered lead wires.  
The detailed configuration description will be provided with the quote and order confirmation

## XFT Custom Tape Options

Contact your Xicato Sales representative to define and order your specific custom configuration

### LED Tape

	LED Tape Cut to Length
Length	Min: 2.46" Max: Max run length (page 4) Available in increments of cuttable length (page 4)

### Input Lead Wire

	20 AWG UL2464 Lead Wire Only
Length	Min: 3" Max: 96" Available in 1" increments
Jacket Color	Black or White

### Optional Output Lead Wire

	20 AWG UL2464 Lead Wire Only
Length	Min: 3" Max: 96" Available in 1" increments
Jacket Color	Black or White

## Specifications

### Typical Performance

Model Number	Light Color	CCT/ Wavelength	Power		Flux Output		Efficacy	Max Run	
			W/M	W/ft	lm/m	lm/ft	lm/W	m	ft
XFL-CRGBW-244.9-89620-4090	Red	620-630nm	4	1.22	72	21.9	18	5	16.4
	Green	520-530nm	4	1.22	408	124.4	102		
	Blue	460-470nm	4	1.22	60	18.3	15		
	White	4000K	4	1.22	320	97.5	80		
	RGB+W	--	16	4.88	850	259.1	53		

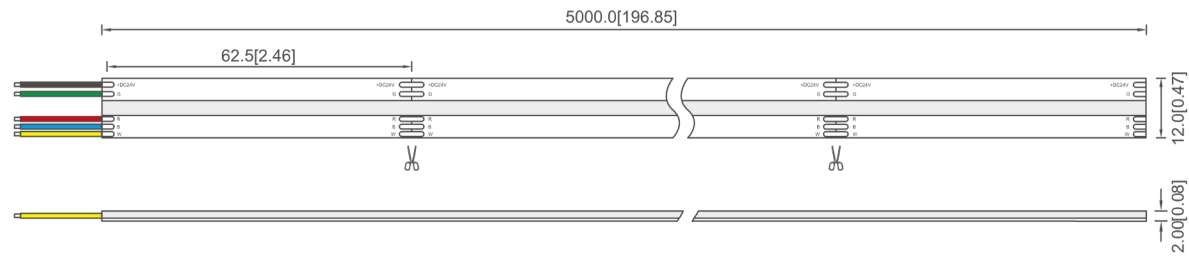
### Other Parameters

Part	LEDs/m	Width	Max Run Length	Min Cut Length	Working Temperature	Storage Temperature	Beam Angle	Voltage
XFL-CRGBW-244.9-89620-4090	896	12mm (0.47")	5m (16.4')	62.5mm (2.46")	-20~+60°C	-20~+70°C	135°	24VDC

#### Note:

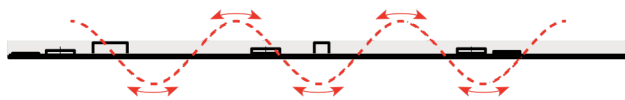
1. Test environment temperature : 25±2°C.
2. Values above represent typical performance.
3. Luminous flux is for each color.
4. Luminous efficiency is a measured value.
5. Max run length is in reference to a single feed.
6. Max run length refers to operating length at UL class II @100W, 24V.
7. The luminous flux and power are listed within ±10%.

Profile Drawing

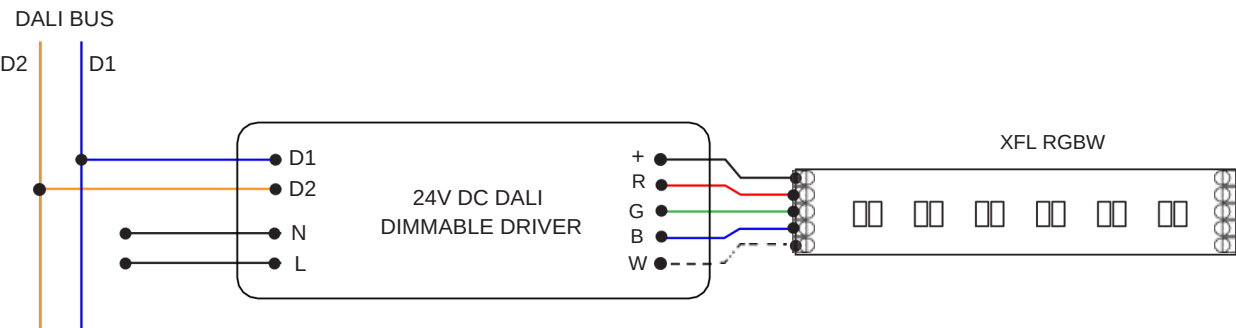


Units: mm [inches]

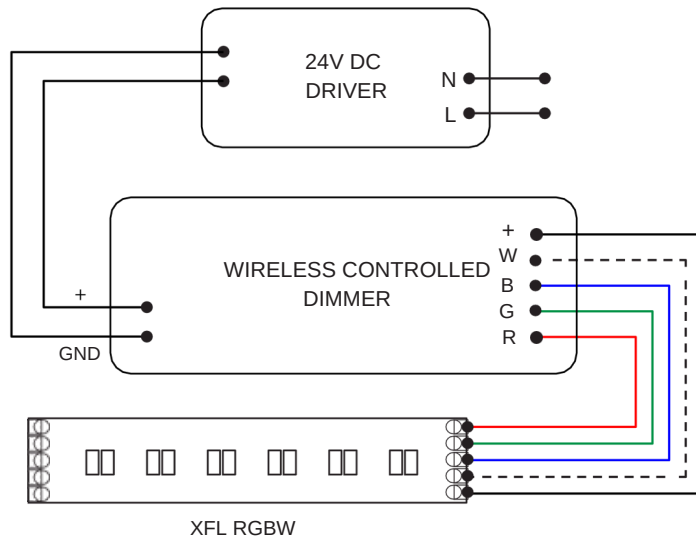
Bending Radius: Rmin = 30mm



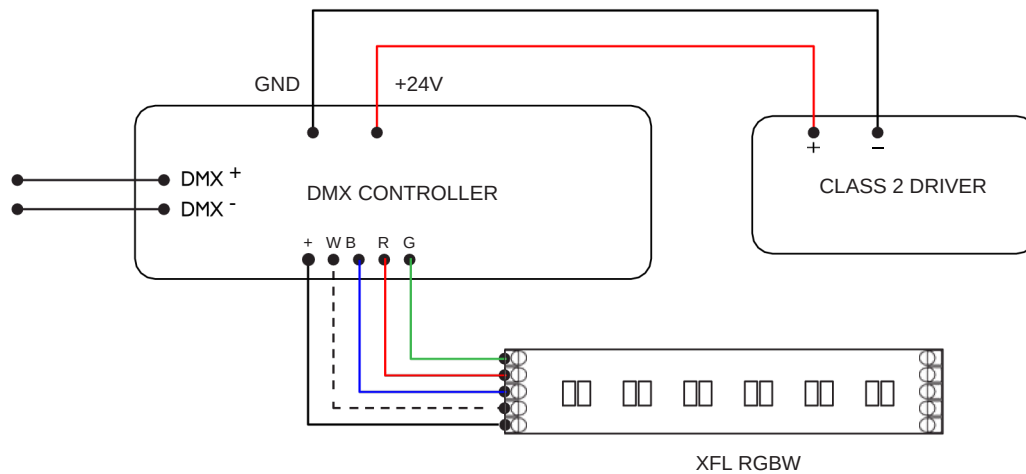
DALI Wiring Diagram



## Wired + Wireless Option

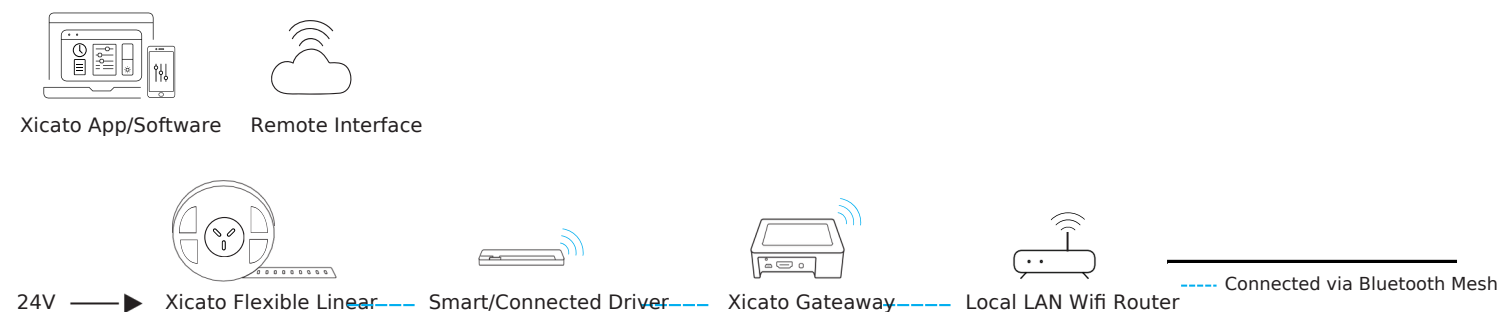


## DMX Wiring Diagram



## Xicato Controls and Integration

The XFL Portfolio is part of Xicato's comprehensive end-to-end systems, energizing environments through brilliant lighting and Smart Controls.



## Connectors

For a complete list of connectors, please visit [xicato.com/xfl](http://xicato.com/xfl).

## Aluminum Channels

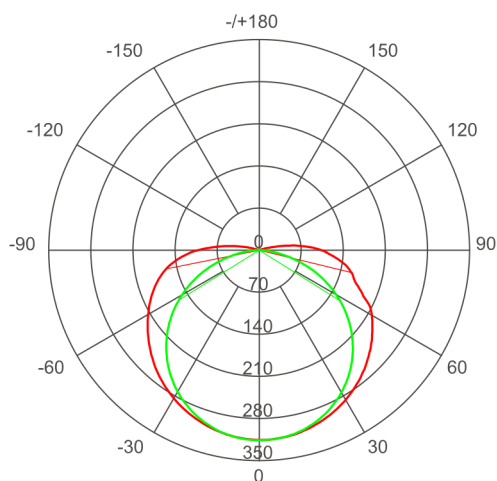
For a complete list of commonly used profiles with this product, please visit [xicato.com/xfl](http://xicato.com/xfl).

## Installation

Affix with 3M self adhesive tape. 3M tape is included with XFL.

Visit [xicato.com/support](http://xicato.com/support) to download XFL Flexible Linear LED Installation Instructions for Dry Location Linear Lighting.

## Polar Luminous Intensity Diagram




AVERAGE BEAM ANGLE(50%): 135.6°

Unit: cd

— C0/180,155.0°  
— C90/270,116.2°

Illuminance Cone Diagram



Note: The above two figures are tested with the sample at 4000K.



Warning

- 1. This product should be installed and serviced in accordance with local and national electrical code regulations by a qualified, licensed electrician. If you are unclear as to how to install & wire this product, contact a qualified professional.
- 2. Tape light should only be powered by a UL Listed Class 2 DC 24V power supply.
- 3. Always disconnect the power supply before cutting or connecting tape light. Never attempt any work before shutting off the electricity.
- 4. Do not exceed maximum tape light run length. Series connections must be within the maximum run length.
- 5. LED tape light is designed to be cut at designated cut points only. Cutting anywhere other than the cut points will result in damage to the tape light.
- 6. Do not stare directly into LED lights when illuminated.
- 7. Do not power LED tape while coiled on reel.
- 8. Adhere tape to a clean, dry mounting surface free of oils, silicones and dirt particles. If surface is electrically conductive, isolation between soldering points and mounting surface is necessary.
- 9. Do not install LED tape in a location with direct exposure to the sun or where the ambient temperature is outside the listed temperature range of the product.
- 10. Prior to installation, verify all components (LED tape, driver, control, & accessories) are compatible. Configure and pretest your LED system prior to installation to ensure all components are operating correctly.
- 11. Unused product should be properly placed and stored in an anti static bag
- 12. Failure to follow safety warnings, and installation instructions will void the warranty for this product.

Consumer Acknowledgment

Xicato, Inc. stands behind its products when they are used in accordance with our specifications. When purchasing Xicato products, the customer agrees and acknowledges that design, configuration and installation are complex processes not managed by Xicato, and minor changes or errors in layout and infield adjustments may have a significant impact. Choosing correct components is critical. Xicato will work with the original purchaser to make product selections to the extent of the limited information that the customer provides, but Xicato cannot design a system that anticipates all unknown factors. For this reason, our Warranty does not cover problems caused by improper design, configuration or installation issues. Xicato strongly recommends that licensed professionals be used in the design and installation of any lighting systems with Xicato products. The specifications include important information that should be reviewed and followed.

Please read our full Terms and Conditions to understand what is covered by Xicato’s official warranty.

Regulatory Information

Electrical Safety & Handling

CE	IEC 62031:2008
UL	UL 8750

Warranty

Warranty Duration	5 year
-------------------	--------





#### **Xicato Global Headquarters**

102 Cooper Court  
Los Gatos, CA 95032

#### **Contact Us**

Tel: +1 866 223 8395  
[info@xicato.com](mailto:info@xicato.com)

For the most up-to-date data sheet, please visit [xicato.com/support](http://xicato.com/support).

2022 Xicato, Inc. Product specifications are subject to change without notice. Xicato and the Xicato stylized logo design are registered trademarks of Xicato.